

Michigan Outdoors Summit

September 27, 2023

MaryKay O'Donnell

Land Trust Alliance

mkodonnell@lta.org



People with disabilities want to recreate . . .



just like people without disabilities do.



Open to All: A disability inclusion guide for land trusts

- Understanding Disability
 - Power of language
 - Types of disabilities
 - Access to nature
- Land Trust's Responsibilities
 - Legislation
 - Universal Design
- Disability Inclusion
 - Organizational Culture, Program Design
Partnerships, Communications
- A Path to a More Equitable Future
- Where to Begin
- Case Studies



Programs can be adapted

Photo Credit: Jay Loschert, Montezuma Land Conservancy



- Facilities
- Educational programs
- Stewardship / Volunteering
- Internships/ employment
- Governance

Apostle Islands Accessible Amphitheater



Other ways to increase accessibility

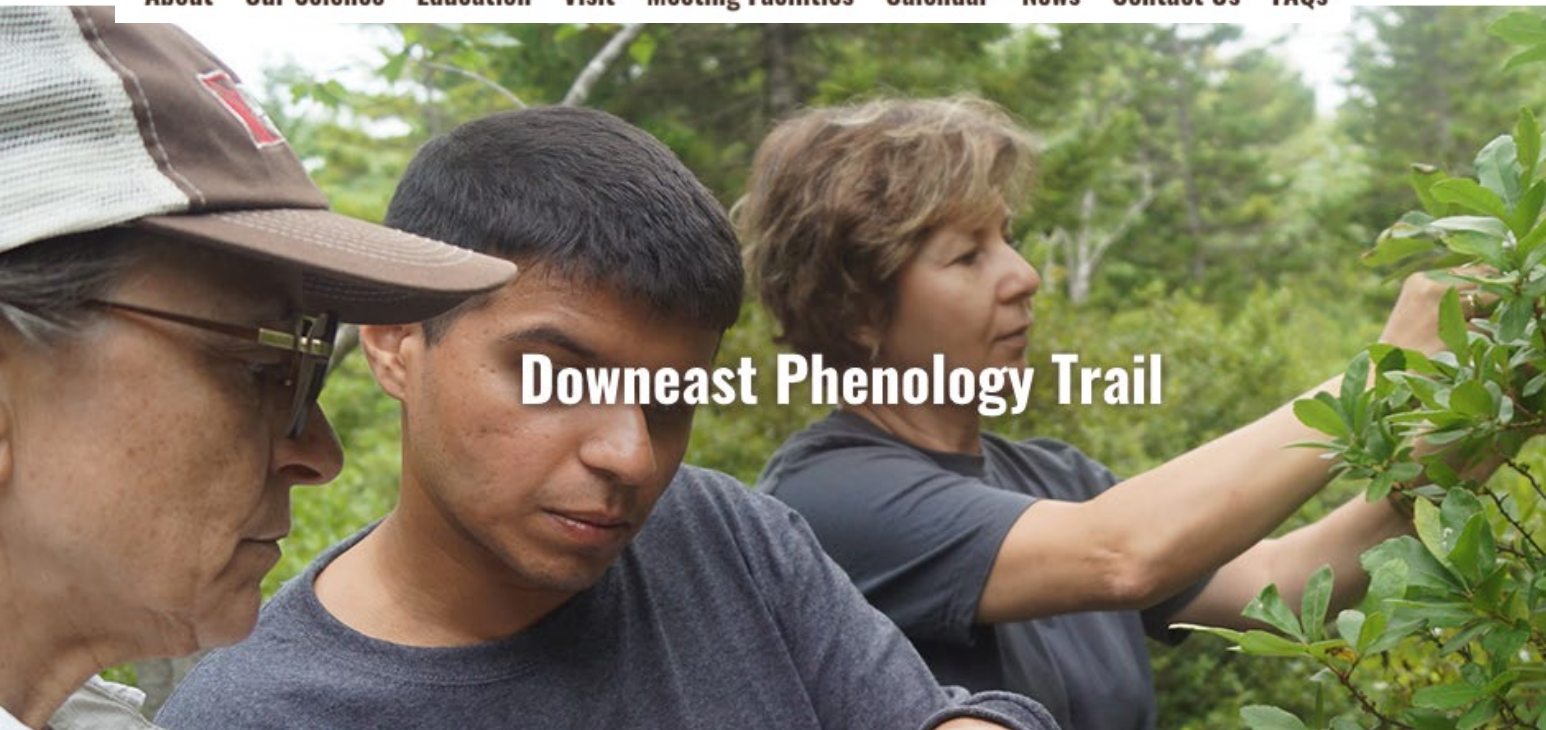


Power of Partnerships

Blue Hill Heritage Trust & SUFU Citizen Science



[About](#) [Our Science](#) [Education](#) [Visit](#) [Meeting Facilities](#) [Calendar](#) [News](#) [Contact Us](#) [FAQs](#)



Downeast Phenology Trail



Sensory Sensitive Picnic Trustees of Reservations in partnership with the Autism Alliance



Nature Playground Developmental Disabilities Institute-NY



EXPLORING BACKYARD WILDLIFE

• VIRTUAL PROGRAM •

MONDAY, JULY 19 @ 6:30 PM
REGISTRATION REQUIRED. REGISTRATION BEGINS 7/5.
PROGRAM WILL BE PRESENTED OVER ZOOM.



Universal Design

Photo Credit: Peter Doehring

Equitable Use

Flexibility in Use

Simple, Intuitive Use

Perceptible Information


Tolerance for Error

Low Physical Effort

Size / Space for Approach & Use

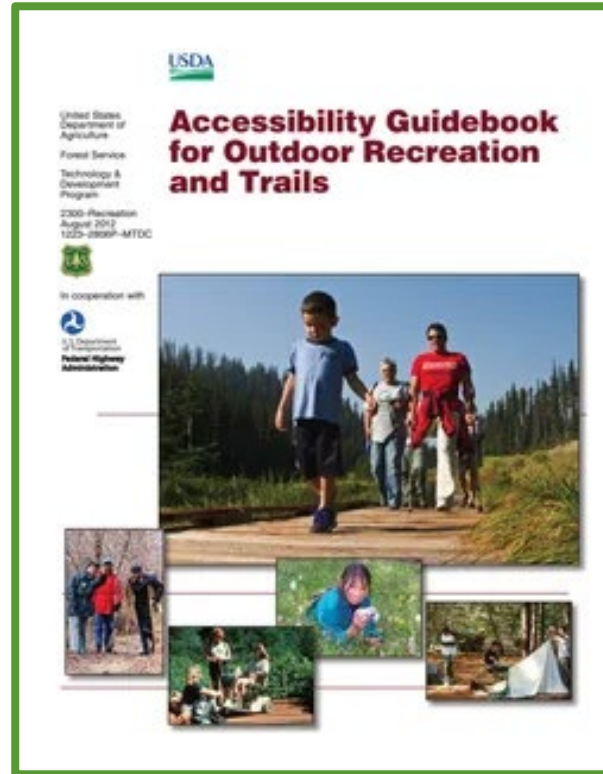
Margot's Garden





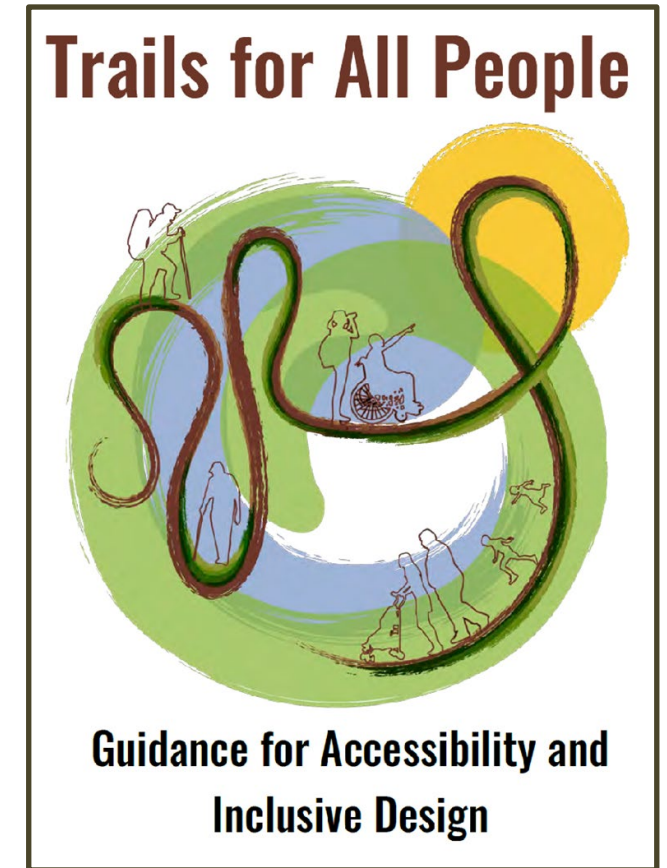
<https://www.access-board.gov/files/aba/guides/outdoor-guide.pdf>

<https://www.fs.usda.gov/sites/default/files/FSTAG-2013-Update.pdf>



FSTAG: Forest Service Trail Accessibility Guidelines


<https://www.fs.usda.gov/sites/default/files/FSTAG-2013-Update.pdf>



<https://conservationtools.org/guides/115-trails-for-all-people>



**Good communication isn't just nice,
it is necessary.**



Signage and information



Hollidge Tract Accessible Trail *16389 Hwy 48, Whitchurch-Stouffville*

Accessibility Information

Trail Length 1.1 km (0.7 mi)

Cumulative Gain 18m (61 ft)

Elevation Change Loss 6m (19 ft)



Typical Grade is 2.3%

37% of the trail is between 3% and 5%
349m (1146 ft) is between 4% and 5%



Typical Cross Slope is 1.8%

22% of the trail is between 3% and 5%
55m (180 ft) is between 4% and 5%



Typical Tread Width is 187cm (74 in)

Tread Width ranges from 152cm (60 in)
to 366cm (144 in)



Trail Surface is Soil

100% of the trail is Firm or better
1100m (3612 ft) of the trail is Firm



Mohonk Preserve in New York

<https://www.mohonkpreserve.org/visit/accessibility/>



ACCESSIBILITY

[Trailheads](#)

[Hours, Fees and Land Use Rules](#)

[Visitor Center](#)

[Activities](#)

[Trail Maps and Guides](#)

[Accessibility](#)

[Library Lending Program](#)

So that everyone has the opportunity to enjoy the outdoors...

Mohonk Preserve actively promotes the inclusion of people with disabilities on the land and within our programs. We offer a variety of services for visitors, including consultation before you arrive, as well as universally designed programs wherever possible.

[Accessibility Report from New York State](#)

How does it work? In advance of a visit to the Preserve, contact our Director of Education, Kathy Ambrosini, at kambrosini@mohonkpreserve.org to ask questions or discuss needs and concerns. Our staff includes New York State Certified Inclusivity Assessors and has expertise in therapeutic recreation, inclusive outdoor education and special education.

Many programs are universally designed, but our varied terrain and changing seasonal conditions should be a consideration in planning your visit. Staff with expertise in inclusion, special education, and outdoor education work to accommodate a wide diversity of abilities and learning styles. Accessibility consultations at the Mohonk Preserve are available for:

Cara Leibowitz's article in *the body is not an apology* online magazine:

“In a nutshell, the social model [of disability] says that though our impairments may limit us in some ways, it is the inaccessibility of society that actually disables us and renders us unable to function. The most basic example is wheelchair accessibility. If I am using my wheelchair and can't go to a restaurant because it doesn't have a ramp, am I disabled by my cerebral palsy or am I disabled by the inaccessibility of the restaurant?”